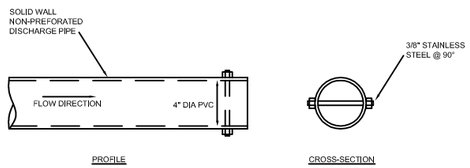

VARMINT GUARD

SCALE: 1" = 5"

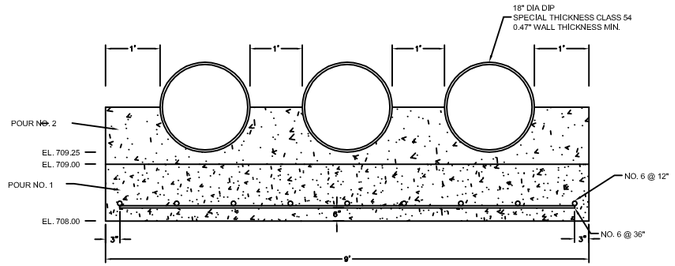

DETAIL–18 INCH DIP EMERGENCY SPILLWAY CULVERTS

SCALE: 1" = 1'

NOTES

1. AN ENGINEER FROM MGES SHALL INSPECT AND APPROVE THE SUBGRADE FOR THE 18" DIA CULVERT CRADLE PRIOR TO PLACEMENT OF STEEL OR CONCRETE IN THIS AREA.
2. MINIMUM ALLOWABLE SOIL BEARING CAPACITY FOR CULVERT CRADLE SHALL BE 2500 PSF.
3. AN ENGINEER FROM MGES SHALL INSPECT AND APPROVE REINFORCEMENT STEEL IN CULVERT CRADLE PRIOR TO PLACEMENT OF CONCRETE IN THIS AREA.
4. CONCRETE FOR THE SPILLWAY CULVERT CRADLE SHALL BE POURED FROM ONE SIDE OF THE CONDUITS AND RODDED OR TAMPED BENEATH THE CRADLE PRIOR TO CONCRETE PLACEMENT ON THE OPPOSITE SIDE OF THE CONDUIT. THIS IS TO PRECLUDE FORMATION OF VOID OR SEEPAGE PATH BENEATH CONDUIT.
5. SEE SHEET APD-110 "SPECIFICATIONS - CONCRETE" FOR CONCRETE MATERIAL AND TESTING SPECIFICATIONS.

SPILLWAY BARREL INSTALLATION NOTES

1. REFER TO SHEET APD-110 FOR COMPACTION NOTES REGARDING EARTHFILL PLACEMENT AND COMPACTION ADJACENT TO THE SPILLWAY BARREL.
2. AN ENGINEER FROM MGES SHALL INSPECT AND APPROVE THE SPILLWAY BARREL FOUNDATION PRIOR TO PLACEMENT OF THE SPILLWAY BARREL.

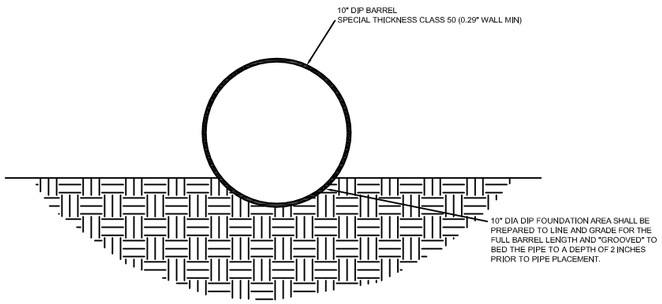

DETAIL – SPILLWAY BARREL INSTALLATION

SCALE: 1" = 3"

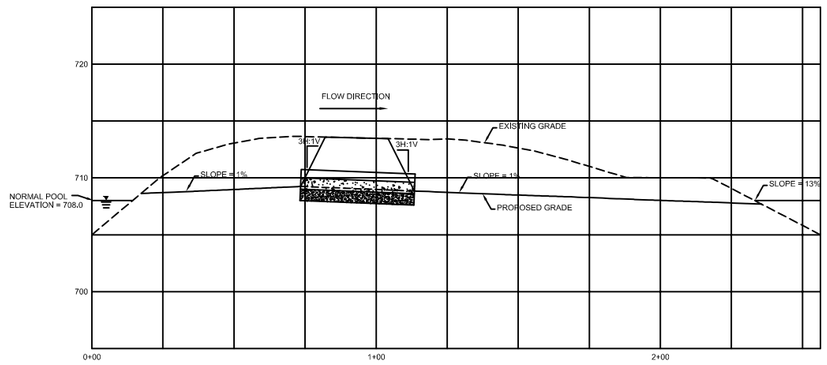

PROFILE – EMERGENCY SPILLWAY CENTERLINE

SCALE: 1" = 20' HORIZONTAL
1" = 5' VERTICAL

DATE	DESCRIPTION
07/02/07	PLAN SUBMISSION TO NCDENR, DAM SAFETY

MEADE GUNNELL
engineering & surveying, p.c.
5800-A West Catawba Avenue
Cornelius, N.C. 28031
704-655-7290 704-655-7291 (fax)

DATE
07-02-2007

ALEX PORTER DAM – PROPOSED
DAVIDSON, NORTH CAROLINA

PROFILE – EMERGENCY SPILLWAY

JOB NUMBER	SHEET NUMBER
890.20	APD-109

[G:\Projects\890 Alex Porter\dwg\Dam Plans 7-02-2007.dwg]